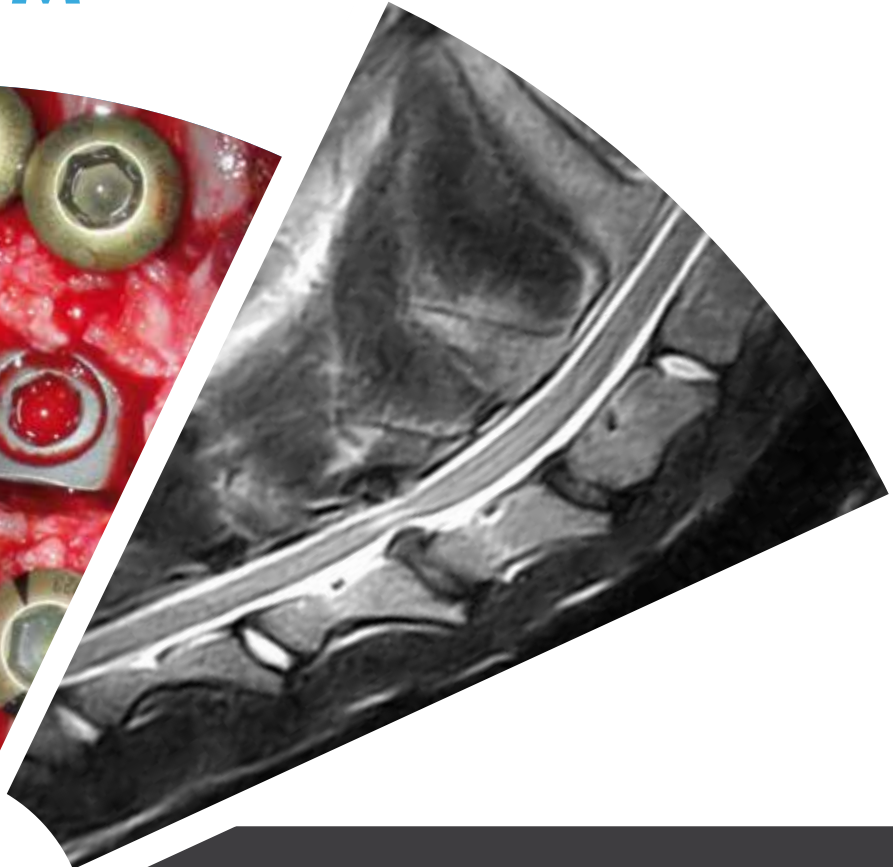


# INTERNATIONAL SYMPOSIUM



**2018**

## Cervical Spondylomyelopathy (CSM): State Of The Art

Bologna (I), April 14<sup>th</sup> - 15<sup>th</sup> 2018

# INTERNATIONAL SYMPOSIUM

**INVITED SPEAKERS**

## **Cervical Spondylomyelopathy (CSM): State Of The Art**

**Bologna (I), April 14<sup>th</sup> - 15<sup>th</sup> 2018**

### **AIMS OF THE SYMPOSIUM**

Cervical spondylomyelopathy has always been a challenge for neurologists and neurosurgeons. Numerous studies have been published over the last ten years which have led to a greater understanding of the pathogenesis of this disease. The dissemination and use of Magnetic Resonance Imaging in veterinary medicine has enabled neurologists to acquire important new diagnostic information. Finally, innovative surgical therapies have been introduced for the stabilization-distraction of the affected joints as well as for the prosthetic replacement of intervertebral discs. It is therefore extremely exciting to be able to gather in an international symposium the authors who have engaged their scientific research in the study of CSM, in order to guarantee neurologists and neurosurgeons an effective update and the possibility to identify shared guidelines for the treatment of the disease.

### **SCIENTIFIC COMMITTEE**

#### **Massimo Baroni**

DVM, Dipl. ECVN, Valdinievole Veterinary Clinic, Pistoia, Italy

#### **Cristian Falzone**

DVM, Dipl. ECVN, Vicenza, Italy

#### **Gualtiero Gandini**

DVM, Dipl. ECVN, PhD, Bologna, Italy

### **SPEAKERS**



#### **Filippo Adamo**

DVM, Dipl. ECVN, Bay Area Veterinary Specialists, CA USA



#### **Massimo Baroni**

DVM, Dipl. ECVN, Valdinievole Veterinary Clinic, Pistoia, Italy



#### **Nicola Boari**

MD, San Raffaele Scientific Institute, Department of Neurosurgery, Milano, Italy



#### **Ronaldo C. Da Costa**

DVM, Dipl. ACVIM, Ohio State University, Columbus, USA



#### **Steven De Decker**

DVM, Dipl. ECVN, Royal Veterinary College, UK



#### **Frank Steffen**

DVM, Dipl. ECVN, University of Zurich, CH

### **SCIENTIFIC DIRECTOR**

**Fulvio Stanga**, Med Vet, Cremona, Italy



**SCIENTIFIC  
PROGRAMME**

# INTERNATIONAL SYMPOSIUM


## Cervical Spondylomyelopathy (CSM): State Of The Art

Bologna (I), April 14<sup>th</sup> - 15<sup>th</sup> 2018

1<sup>st</sup> DAY


Saturday April 14<sup>th</sup>, 2018

**Chairman: Cristian Falzone**

8.30	Registration	
9.30	CSM: introduction and historical review	M. Baroni
10.00	Disc Associated (DA)-CSM: Pathogenesis: the static component	S. De Decker
10.45	 <i>Coffee break</i>	
11.15	DA-CSM - Pathogenesis: the dynamic component	R. C. Da Costa
12.00	Osseus Associated (AO)-CSM: is it the same disease?	R. C. Da Costa
12.45	Discussion	

13.00  *Lunch break*

**Chairman: Gualtiero Gandini**

14.30	Clinical presentation and gait analysis: typical vs atypical cases	R. C. Da Costa
15.15	Myelography, CT and MRI in the diagnosis of DA-CSM: an overview	S. De Decker
16.00	 <i>Coffee break</i>	
16.30	MRI in DA-CSM: protocol of study and interpretation	F. Steffen
17.15	AO-CSM: imaging diagnosis	R. C. Da Costa
18.00	Kinematic MRI in the diagnosis of CSM: which additional information?	R. C. Da Costa
18.30	Discussion	
18.45	<i>Adjourn</i>	

19.00  *Welcome Reception*

# INTERNATIONAL SYMPOSIUM

SCIENTIFIC PROGRAMME

## Cervical Spondylomyelopathy (CSM): State Of The Art

Bologna (I), April 14<sup>th</sup> - 15<sup>th</sup> 2018

2<sup>nd</sup> DAY

Sunday April 15<sup>th</sup>, 2018

**Chairman: Massimo Baroni**

9.00	Could DA-CSM be treated conservatively: when, how and which are the aims	S. De Decker
9.30	DA-CSM - Surgical decision making: which technique?	F. Steffen
9.45	DA-CSM: distraction-stabilization	F. Steffen

10.30  *Coffee break*

11.00	Cervical arthroplasty/disc replacement: the rational behind the technique	F. Adamo
11.30	Cervical Arthroplasty/disc replacement: indications, surgery and outcome	F. Adamo
12.15	AO-CSM: treatment options and outcome	R. C. Da Costa

13.00  *Lunch break*

**Chairman: Federica Balducci**

14.30	CSM in Humans: distraction–stabilization vs disc replacement	N. Boari
	CSM treatment: short communications	
15.15	Minimal invasive piezoelectric osteotomy in ventral and dorsal decompressive surgery for cervical spondylomyelopathy: clinical and histological evaluations	A. M. Crovace
15.28	Use of 3 mm TTA kyon cage for the surgical treatment of cervical spondylomyelopathy with dynamic instability in four small breed dogs	P. Mathieu
15.41	Identification of inflammatory and pain pathways in degenerated canine ligamentum flavum and intervertebral disc	L. A. Smolders
15.54	Comparison of two surgical techniques for treatment of canine cervical spondylomyelopathy: personal experience	C. Falzone
16.07	Combined dorsal and ventral stabilization in 25 dogs with disc associated cervical spondylomyelopathy (DA-CSM)	D. Corlazzoli
16.20	Morphometric investigation of the canine caudal cervical intervertebral disc space: an ex-vivo ct study	S. C. Knell

16.35  *Coffee break*

17.00	Focus on: problems in CSM diagnosis and treatment	F. Adamo, R. C. Da Costa, S. De Decker, F. Steffen
-------	---	---

18.30 *End of the meeting*

# INTERNATIONAL SYMPOSIUM

## GENERAL INFORMATION

## Cervical Spondylomyelopathy (CSM): State Of The Art

Bologna (I), April 14<sup>th</sup> - 15<sup>th</sup> 2018

### CALL FOR ABSTRACT

The Scientific Committee is pleased to announce the call for abstract for the International Symposium "Cervical Spondylomyelopathy (CSM): state of the art". All abstracts are reviewed by the Scientific Committee that reserves the right to select only the ones relevant to the topic "CSM: surgical treatment". Time reserved for each short communication is 15 minutes including 5 minutes for discussion.

Submission deadline is 2018, February 28th. Late submissions will not be accepted for any reasons.

Abstracts must be sent to [socspec@scivac.it](mailto:socspec@scivac.it)

Abstracts must be submitted accordingly to the following instructions

- Abstracts must not exceed one page.
- Abstract page size must be set at A4 (portrait/vertical orientation).
- The abstract must be single spaced using 12 points Arial or New TimesRoman font.
- Double space between subsections.
- Set the page guides for 2,54 cm margins (top, bottom, left, and right).
- Alignment must be left and right justified.
- The computer file of the abstract must be saved as either a Microsoft Word file or as a Rich Text Format (RTF) document.

**BOLD AND CAPITALIZE THE TITLE OF THE ABSTRACT and underline the name of the presenting author.**

### VENUE OF THE CONGRESS

#### UNAWAY CONGRESS CENTRE

Via Palazzetti, 1/n

40068 San Lazzaro di Savena (BO)



All areas are provided with free wi-fi connection.



Parking space for 250 cars.

#### UNAWAY HOTEL BOLOGNA SAN LAZZARO

Via Fantini, 1

40068 San Lazzaro di Savena (BO)

Double use single room rate is Euro 70,00 per night.

**Participants can make their own hotel booking referring the event code: [SINVET SYMPOSIUM 2018](#)**



Ph. +39 051 4997411 Fax +39 051 4997450

Toll free number - Italy 800 60 61 62

International toll free number 00 800 11211233

(from France - Germany - Spain - UK)



G.B Marconi (BLQ) · 28 km



Bologna · 9 km



[una.bolognasanlazzaro@unawayhotels.it](mailto:una.bolognasanlazzaro@unawayhotels.it)



[www.unawayhotels.it](http://www.unawayhotels.it)



Bologna centrale · 3 km



A1 A13 A14 and highway · 9 km

# INTERNATIONAL SYMPOSIUM

## GENERAL INFORMATIONS

### Cervical Spondylomyelopathy (CSM): State Of The Art

Bologna (I), April 14<sup>th</sup> - 15<sup>th</sup> 2018

#### FEE INCLUDES

- Proceedings (in original language)
- Certificate of attendance
- Lunch and coffee breaks as well as the welcome reception are included in the registration fee

#### CANCELLATION POLICY AND REFUNDS

Any cancellation has to be notified by the delegates by e-mail or fax to SCIVAC Secretariat:

Ms. Paola Gambarotti E-mail: [info@scivac.it](mailto:info@scivac.it) - Fax 0039 0372 403512

- Within March 25<sup>th</sup> 2018 refund of 75% of paid fee.
- After March 25<sup>th</sup> 2018 no refund will be made.

The date on the fax or e-mail will be a proof of conveyance.

All refunds will be processed at the end of the Symposium.

If, for reasons entirely beyond the control of the organizer, the Symposium should be cancelled, the registration fee will be refunded after deduction of unavoidable expenses.



#### VAT EXEMPTION FOR NON-ITALIAN PERSONS AND COMPANIES EU CITIZENS, COMPANIES AND INSTITUTIONS

1) The invoicing address has to be outside Italy and in the EUROPEAN UNION, **AND**

2) It is **MANDATORY** to provide a valid VAT Code in the "Invoicing Data" Section

Extra EU companies and Institutions with VAT number are exempt from Italian VAT on conference fee. The exemption applies also to the EU companies and institutions who registered their vat number on the internationally recognized Electronic System of VAT data exchange (VIES [http://ec.europa.eu/taxation\\_customs/vies/?locale=en](http://ec.europa.eu/taxation_customs/vies/?locale=en)) - to be checked at the moment of the registration procedure. EU Companies and Institutions that registered their Vat Number on the internationally recognized electronic system of VAT data exchange (VIES) are vat exempted in case of EARLY and LATE Registration.

#### NON-EU CITIZENS, COMPANIES AND INSTITUTION

Extra EU Companies can be Vat exempted just in case they're able to provide proper fiscal details/Tax registration number documentation at the moment of registration. Extra EU companies must register with Vat Included fee and provide a document stating the validity of fiscal details/Tax registration number by sending it via e-mail to [info@scivac.it](mailto:info@scivac.it); after checking the validity of the documentation provided and in case of evidence of proper fiscal details/Tax registration number, they will be refunded of the VAT amount in a second time.






Società Culturale Italiana  
Veterinari per Animali da Compagnia

### MARKETING SECRETARIAT

Francesca Manfredi

 +39 0372 403538

 marketing@evsrl.it

### SCIENTIFIC SECRETARIAT


Erika Taravella

 +39 0372 403509

 socspec@scivac.it

### SECRETARIAT

Paola Gambarotti

 +39 0372 403508

 info@scivac.it

A large graphic consisting of several overlapping, fan-shaped segments in various shades of blue and dark blue, radiating from a central white circle. The central circle contains the text "CONGRESS ORGANIZATION".

**CONGRESS  
ORGANIZATION**



**EV - Eventi Veterinari**

Via Trecchi, 20 - 26100 CREMONA (Italy)